

# NUMBER LINE ADDITION

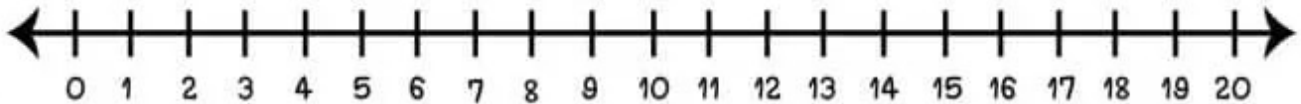
## JUMP FORWARD TO THE SUM!

Name: \_\_\_\_\_

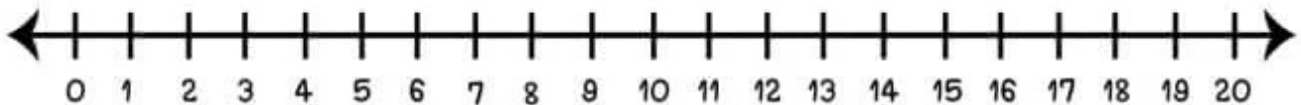
Date: \_\_\_\_\_

Use the number line to solve each addition problem. Draw a hop from the starting number, count forward, and write the sum in the answer box.

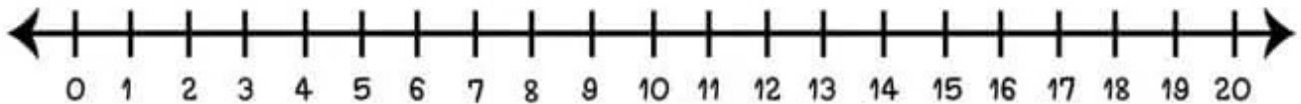
$$10 + 5 + 2 = \square$$



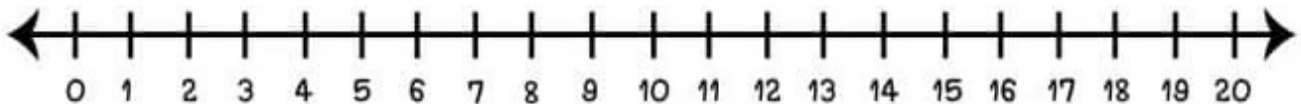
$$8 + 2 + 3 = \square$$



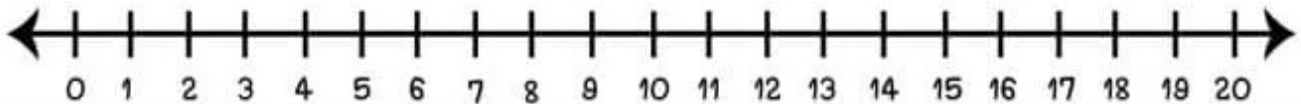
$$6 + 5 + 5 = \square$$



$$7 + 4 + 3 = \square$$



$$8 + 7 + 4 = \square$$



# Number Line

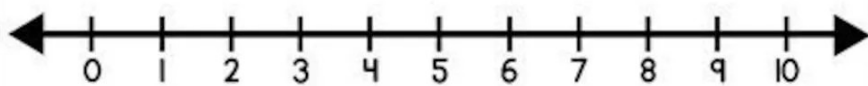
Name: \_\_\_\_\_

## Addition

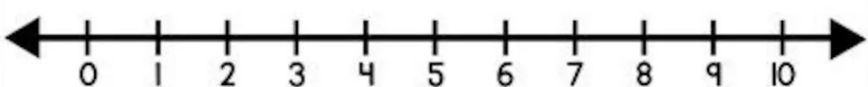
Use the number lines to complete the addition problems.



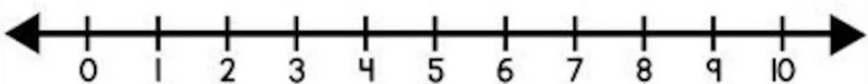
$1+5$



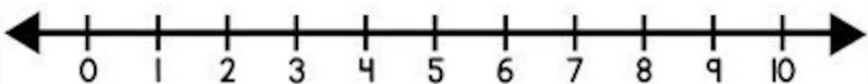
$1+8$



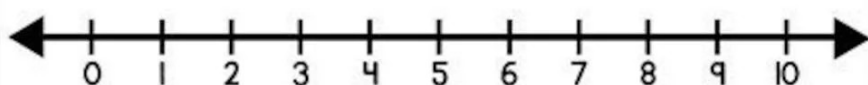
$1+1$



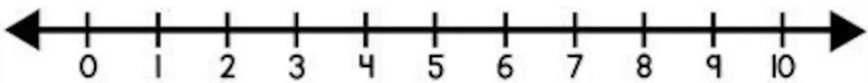
$1+4$



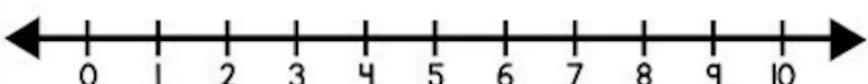
$1+9$



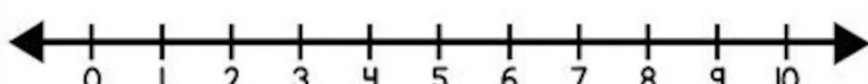
$1+2$



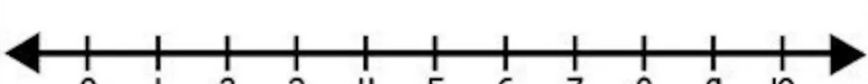
$1+7$



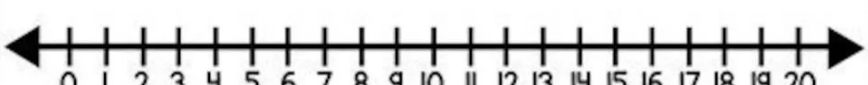
$1+3$



$1+6$



$1+10$



# NUMBER LINE ADDITION

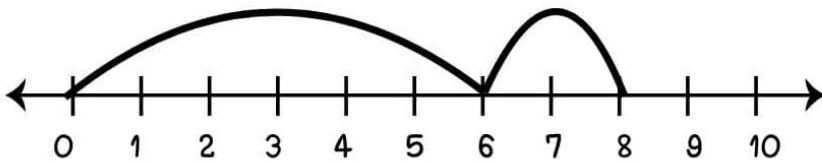
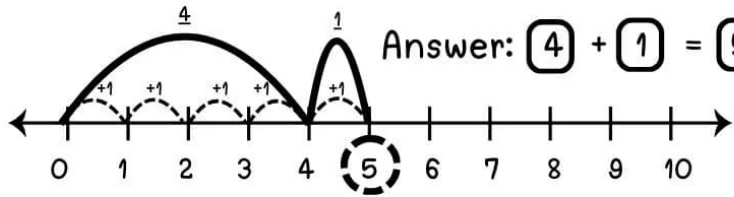
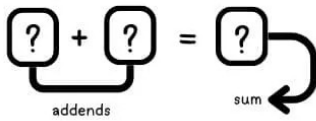
## DISCOVER THE MISSING NUMBERS!

Name: \_\_\_\_\_

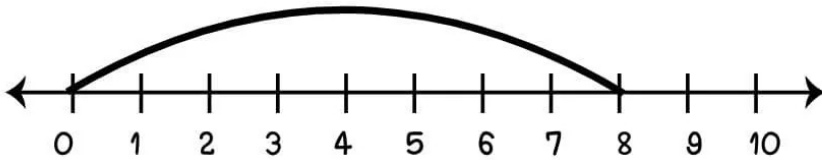
Date: \_\_\_\_\_

Use the number line to find the two missing numbers and their sum. Look at where the hops start and end to complete the equation. Refer to the example for guidance

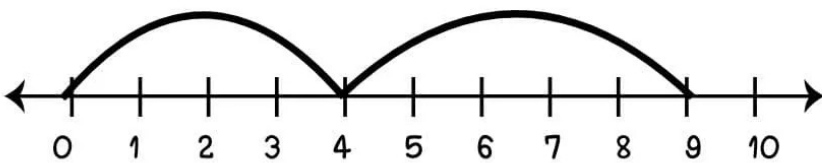
Example:



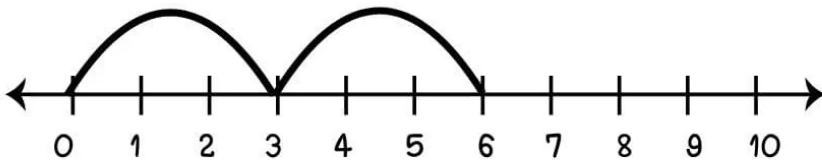
$$\square + \square = \square$$



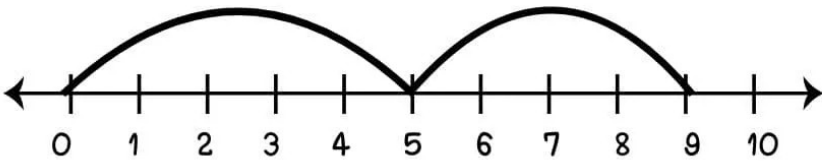
$$\square + \square = \square$$



$$\square + \square = \square$$



$$\square + \square = \square$$



$$\square + \square = \square$$

# Addition Using Number Line Worksheet

$$\begin{array}{r} 7 \\ + 2 \\ \hline \\ \hline \end{array}$$



$$\begin{array}{r} 3 \\ + 6 \\ \hline \\ \hline \end{array}$$



$$\begin{array}{r} 5 \\ + 3 \\ \hline \\ \hline \end{array}$$



$$\begin{array}{r} 1 \\ + 4 \\ \hline \\ \hline \end{array}$$



$$\begin{array}{r} 4 \\ + 4 \\ \hline \\ \hline \end{array}$$



$$\begin{array}{r} 2 \\ + 2 \\ \hline \\ \hline \end{array}$$



# Addition Using Number Line Worksheet

$$\begin{array}{r} 7 \\ + 2 \\ \hline \\ \hline \end{array}$$



$$\begin{array}{r} 3 \\ + 6 \\ \hline \\ \hline \end{array}$$



$$\begin{array}{r} 5 \\ + 3 \\ \hline \\ \hline \end{array}$$



$$\begin{array}{r} 1 \\ + 4 \\ \hline \\ \hline \end{array}$$



$$\begin{array}{r} 4 \\ + 4 \\ \hline \\ \hline \end{array}$$

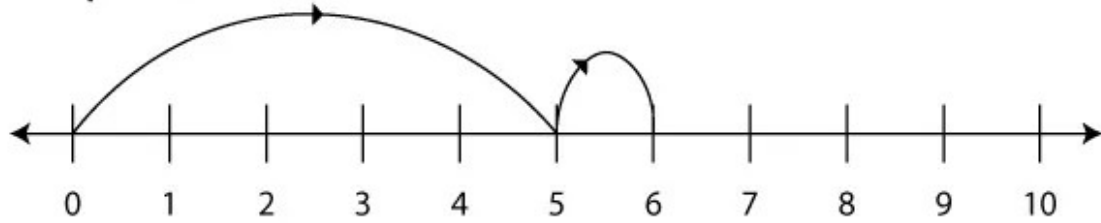


$$\begin{array}{r} 2 \\ + 2 \\ \hline \\ \hline \end{array}$$



# Number Line Addition

Example:



$$5 + 1 = \boxed{6}$$

1



$$2 + 3 = \square$$

2



$$3 + 4 = \square$$

3



$$8 + 1 = \square$$

4



$$2 + 6 = \square$$

# NUMBER LINE ADDITION

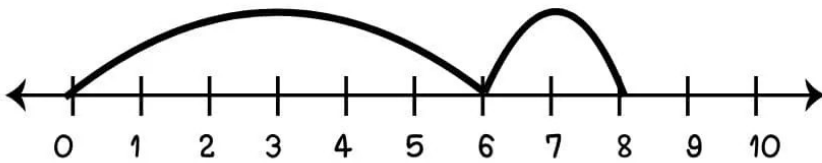
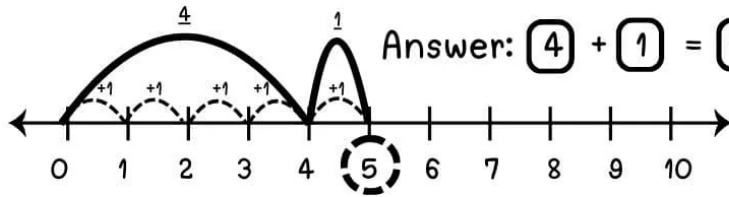
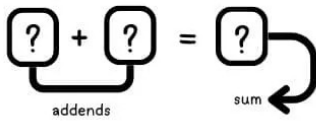
## DISCOVER THE MISSING NUMBERS!

Name: \_\_\_\_\_

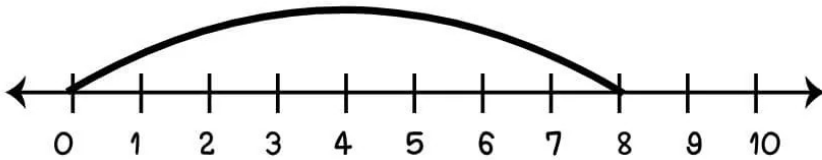
Date: \_\_\_\_\_

Use the number line to find the two missing numbers and their sum. Look at where the hops start and end to complete the equation. Refer to the example for guidance

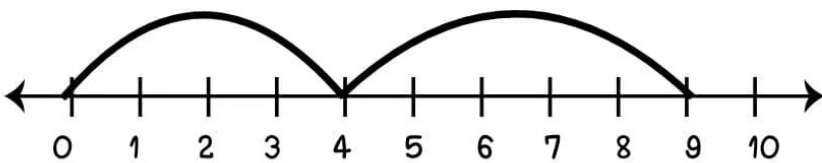
Example:



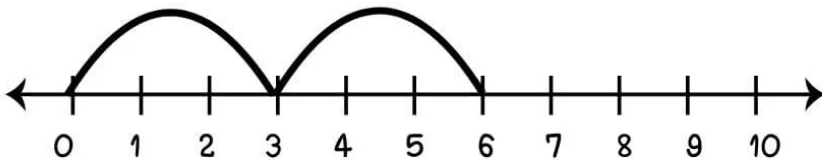
$$\square + \square = \square$$



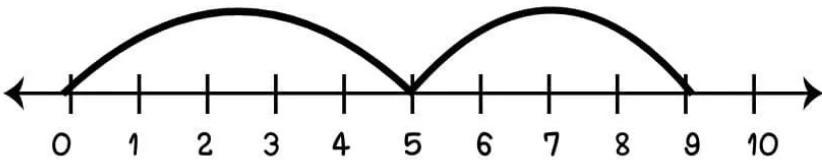
$$\square + \square = \square$$



$$\square + \square = \square$$



$$\square + \square = \square$$



$$\square + \square = \square$$