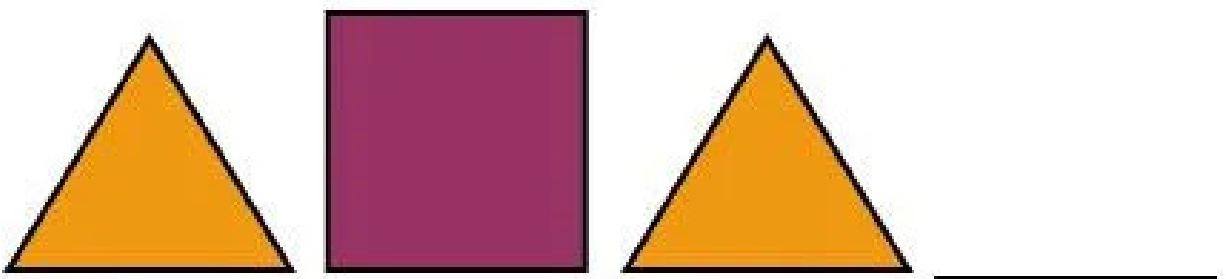
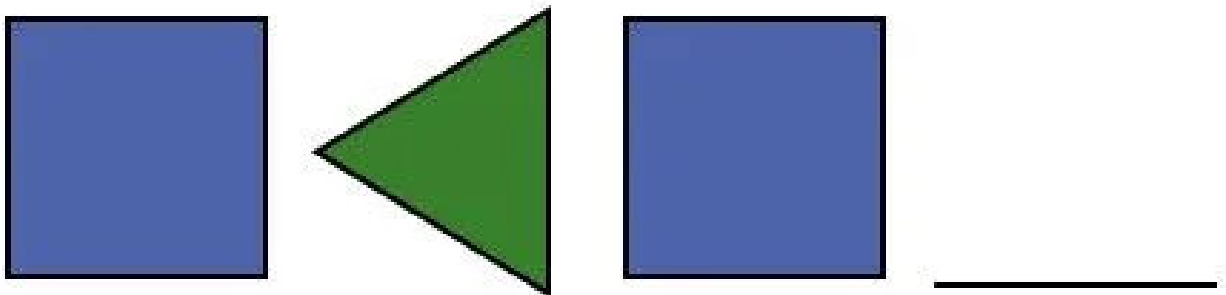



Name \_\_\_\_\_

### Patterns Worksheet

# Complete the Patterns

Look at each of the patterns below and then use the space to the right to complete the pattern. Trace the shape to complete the first pattern and then solve the rest on your own.




# Pattern Recognition

## Color the Shapes

Name: \_\_\_\_\_ Date: \_\_\_\_\_


Look at each pattern. Color the last shapes in a row to finish the pattern.



Copyright Easy Peasy and Fun - www.easypeasyandfun.com - For personal and school use

Date: \_\_\_\_\_

Look at each pattern. Color the last shapes in a row to finish the pattern.





Copyright Easy Peasy and Fun - www.easypeasyandfun.com - For personal and school use


Name: \_\_\_\_\_

Date: \_\_\_\_\_

### Pattern Recognition Worksheet

See the pattern below, and draw the last shape.







Name \_\_\_\_\_

Pattern Recognition Worksheet  
**Complete the Patterns**

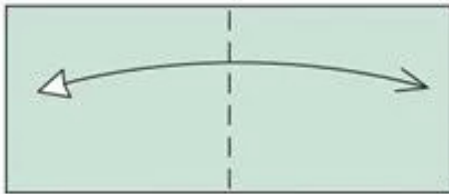
Look at each of the patterns on each line below and then fill in the two empty spots with the correct shape to complete the pattern. Trace the shapes to complete the first pattern and then solve the rest on your own.



# HEART

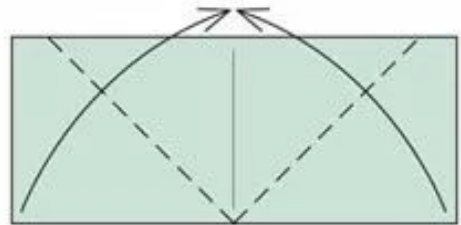


1




Fold and unfold.

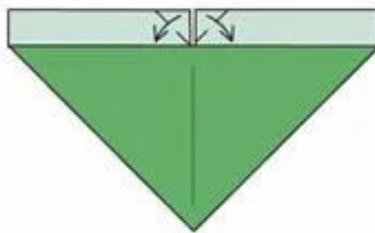
2



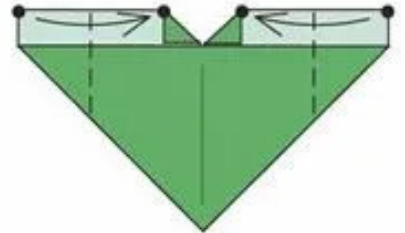
3



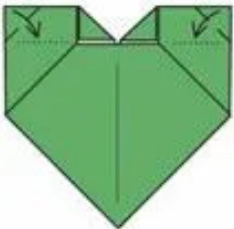
4



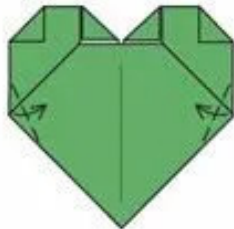
5



6




7



8



9






Heart

Name: \_\_\_\_\_



Complete the patterns.




# Patterns

NAME: \_\_\_\_\_

Look at each pattern.

Place or color the next bear in the pattern.

SCORE: \_\_\_\_\_





# Pattern Recognition

## Color the Shapes

Name: \_\_\_\_\_ Date: \_\_\_\_\_


Look at each pattern. Color the last shapes in a row to finish the pattern.




Copyright Easy Peasy and Fun - www.easypeasyandfun.com - For personal and school use

Date: \_\_\_\_\_

Look at each pattern. Color the last shapes in a row to finish the pattern.



Copyright Easy Peasy and Fun - www.easypeasyandfun.com - For personal and school use



Name \_\_\_\_\_

### Patterns Worksheet

# Complete the Patterns

Look at each of the patterns below and then use the space to the right to complete the pattern. Trace the shape to complete the first pattern and then solve the rest on your own.

