


Name: _____

Can you measure the length of the bar?



$$5 \text{ in} - 4 \text{ in} =$$

1 in



$$6 \text{ in} - 3 \text{ in} =$$

3 in



$$12 \text{ in} - 10 \text{ in} =$$

2 in



$$8 \text{ in} - 6 \text{ in} =$$

2 in



$$6 \text{ in} - 5 \text{ in} =$$

1 in

Name:

Date:

Measuring Length Worksheet


Measure the length of each bar and answer accordingly.

[a]  Bar A

_____ inches

 Bar B

_____ inches



About how many inches longer is B than A ?


_____ inches

[b]  Bar C

_____ inches

 Bar D

_____ inches



About how many inches longer is D than C ?

_____ inches

[c]  Bar K


_____ inches

 Bar L

_____ inches

 Bar M

_____ inches



About how many inches longer is L than K ?

_____ inches

About how many inches shorter is M than L ?

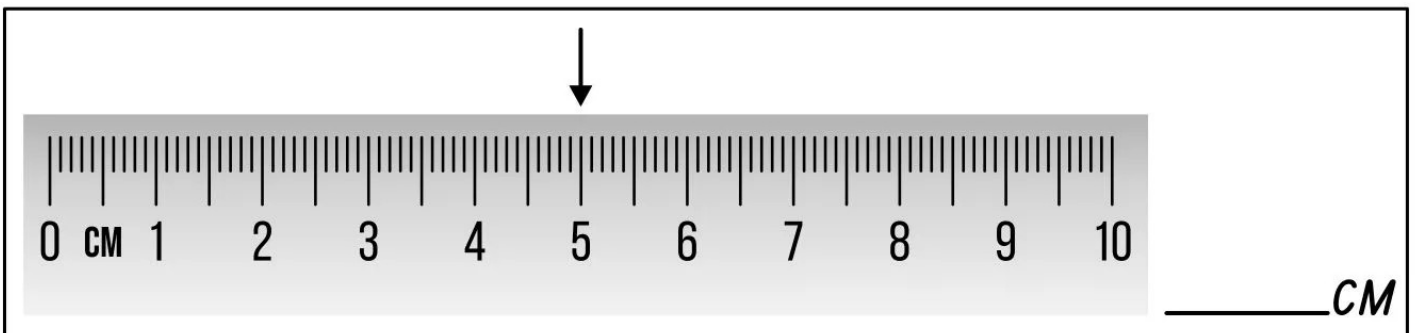
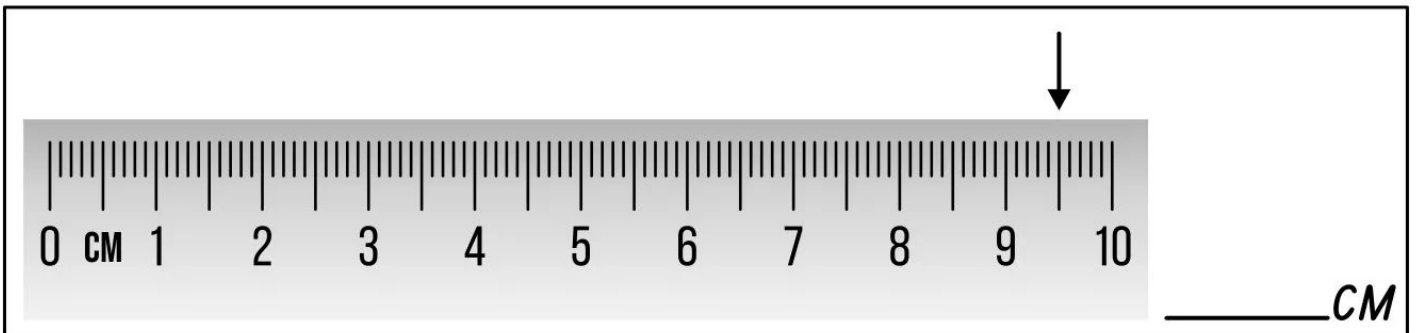
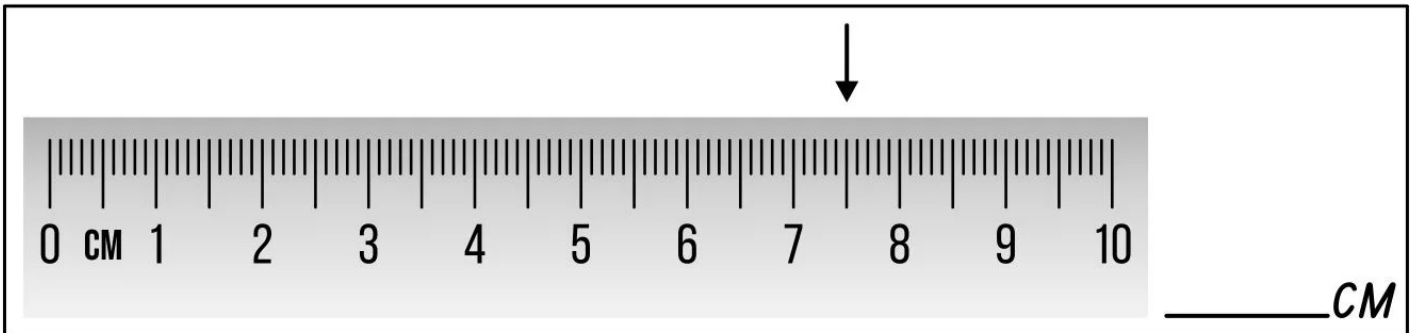
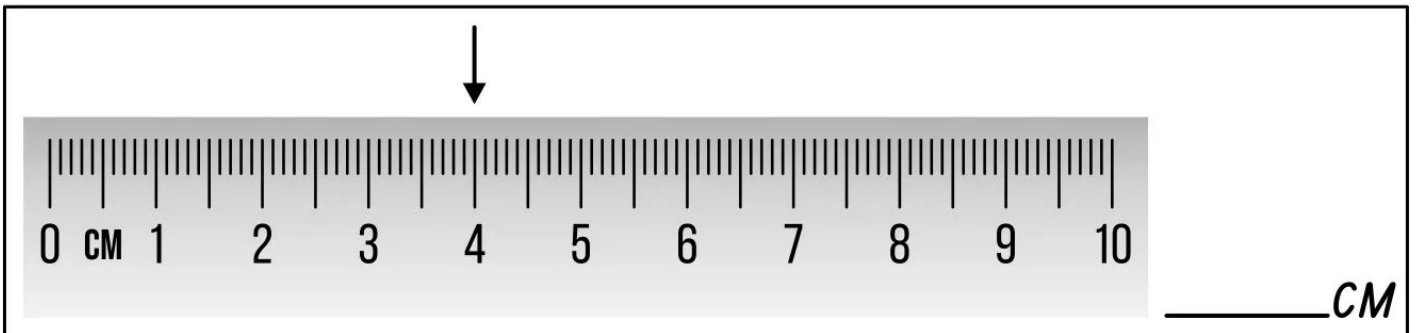
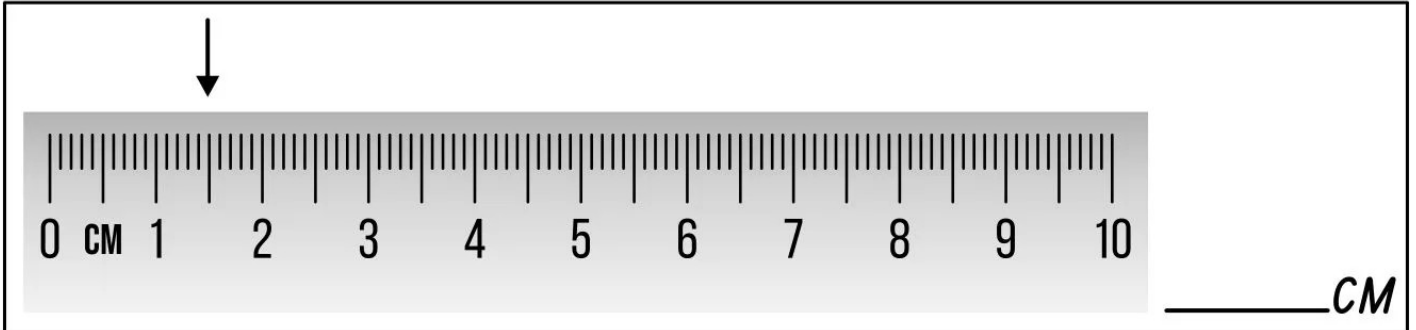
_____ inches

Name: _____

Date: _____

READING A RULER

How many cm does the arrow show?





Name: _____






3 Using a ruler to measure length

Measuring with a Ruler

Cut out the ruler and measure the length of each pencil.



MEASURING

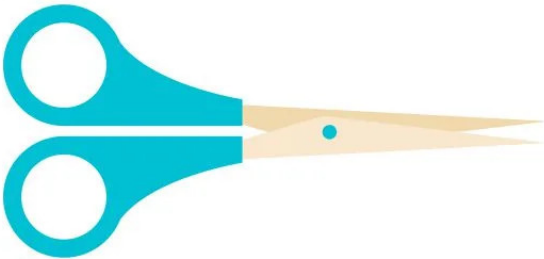


Name: _____

Date: _____

Measure the Length

Mark the end points of the object on the given ruler and find its length.



Name: _____

Class: _____

Date: _____


measuring with ruler


Read on the ruler the length of the line and write the length next to the ruler.




The length is:





















Name: _____

Class: _____


Date: _____


measuring with ruler


Read on the ruler the length of the line and write the length next to the ruler.




The length is:
































UCA

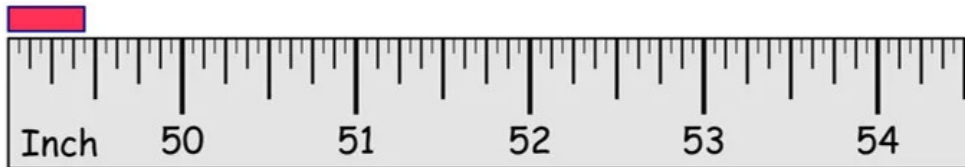
TIPOS DE LÍNEA

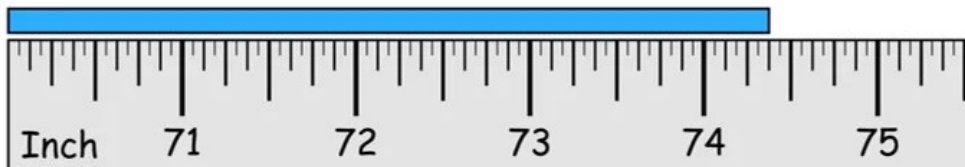
FORMA	RECTAS	
	CURVAS	
	QUEBRADAS	
DISPOSICIÓN	HORIZONTALES	
	VERTICALES	
	OBLICUAS	
GROSOR	FINA	
	GRUESA	
VARIACIÓN DEL GROSOR	UNIFORME	
	CALIGRÁFICO	

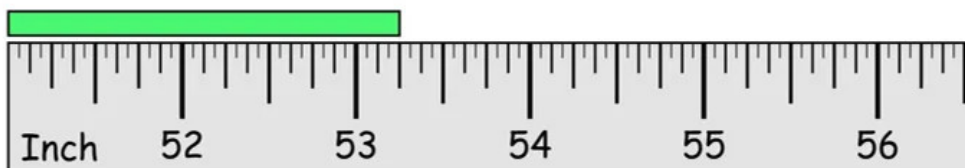
measuring with ruler

Read on the ruler the length of the line and write the length next to the ruler.

The length is:

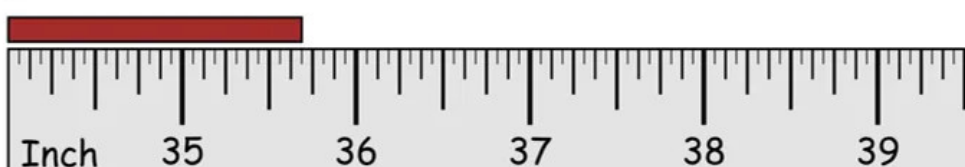


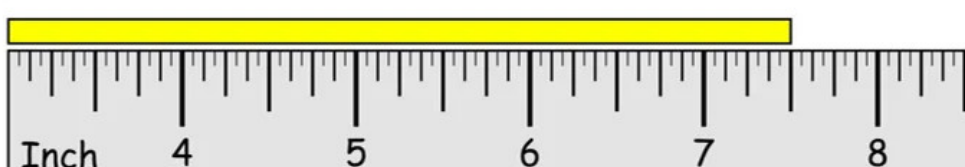

















Name: _____

Measurement

Measure the length of each pencil and write it in the box.



Name: _____

1 Measuring length

Measuring with a Ruler

Using the ruler, measure the following crayons and circle the longest crayon.



_____ inches



_____ inches



_____ inches



_____ inches



_____ inches



_____ inches

----- Cut along this line -----

