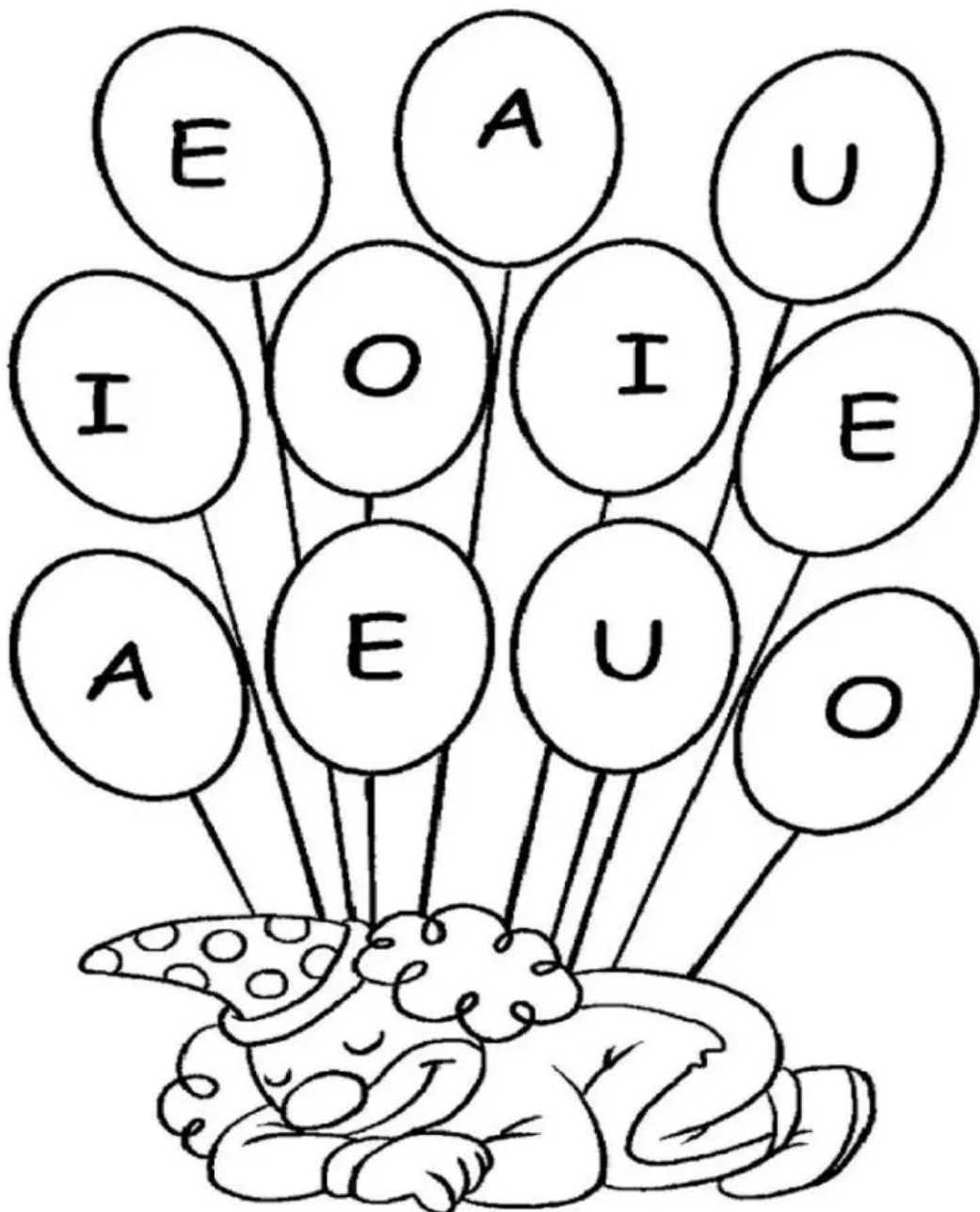


ESCOLA:

NOME:

ATIVIDADES

- VOCÊ É INTELIGENTE! VEJA CUIDADOSAMENTE AS LETRAS E PINTE SOMENTE AS VOGAIS ESTUDADAS.



LETRA ESCONDIDA


VEJA O QUE ACONTECEU! ESCONDERAM A LETRA "O" NAS PALAVRAS ABAIXO. VAMOS ENCONTRÁ-LA?



PIPOCA



BONECA



TOMATE



BOLO


NOME: _____

DATA: _____


www.mestredosaber.com.br

AS VOGAIS

ESCREVA A LETRA INICIAL DO NOME DE CADA DESENHO.




➤ VOCÊ É SHOW! CIRCULE OS OBJETOS IGUAIS E LIGUE AOS NÚMEROS
CORRESPONDENTES A SUAS QUANTIDADES.



4



1



2



3

VAMOS PINTAR?

 OBSERVE AS FIGURAS ABAIXO E PINTE APENAS AQUELAS QUE SE INICIAM COM A LETRA D.



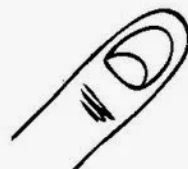
DENTE



DAMA



BOLA




DEDO

2

DOIS




FADA

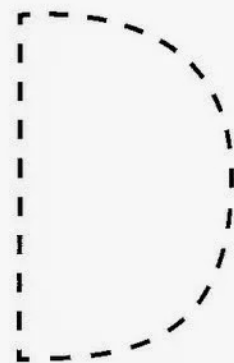
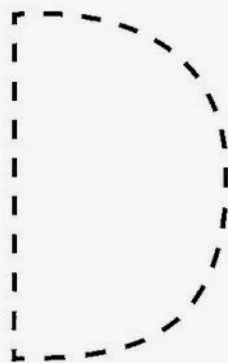
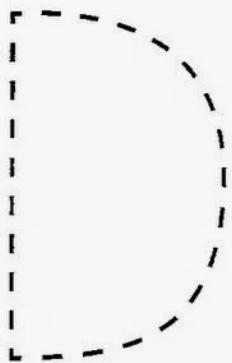
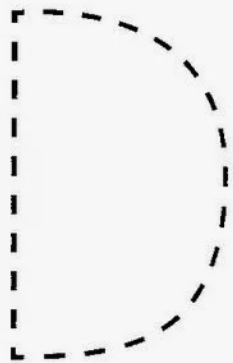
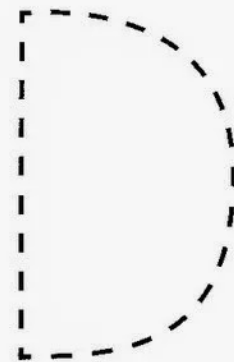
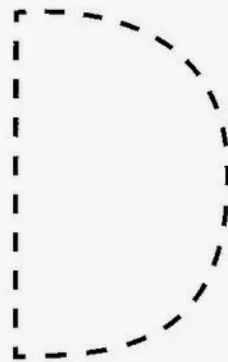

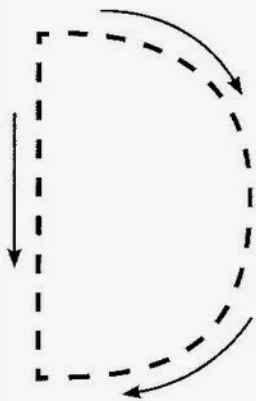


DADO



CASA

 VAMOS PRATICAR? CUBRA A LETRA D.

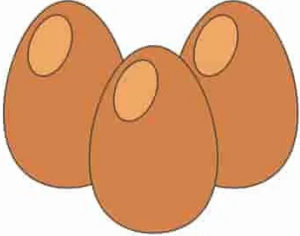



NOME: _____


DATA: _____


www.mestredosaber.com.br


PINTE A LETRA INICIAL E COMPLETE A PALAVRA.


	U
	O
	I
<input type="text"/>	VO

	E
	A
	I
<input type="text"/>	SCOVA

	U
	E
	O
<input type="text"/>	' CULOS

	U
	I
	E
<input type="text"/>	RUBU

	O
	A
	U
<input type="text"/>	BACAXI

	A
	I
	E
<input type="text"/>	SPELHO




ESCOLA:

NOME:

ATIVIDADES

❖ VOCÊ É DEMAIS! CIRCULE OS ANIMAIS SELVAGENS.



❖ DOCINHO DA TIA! MARQUE UM X NA QUANTIDADE DE ANIMAIS SELVAGENS QUE VOCÊ PINTOU:

1	2	3	4	5
---	---	---	---	---


Nome: _____

Data: __/__/__

ATIVIDADE PARA EDUCAÇÃO INFANTIL

Conte os itens e escreva as quantidades nos quadrados




				


NOME: _____


DATA: _____


www.mestredosaber.com.br

PINTE A LETRA INICIAL E COMPLETE A PALAVRA.


	G
	J
<input type="text"/>	H
ATO	

	P
	F
<input type="text"/>	V
ACA	

	F
	D
<input type="text"/>	S
OL	

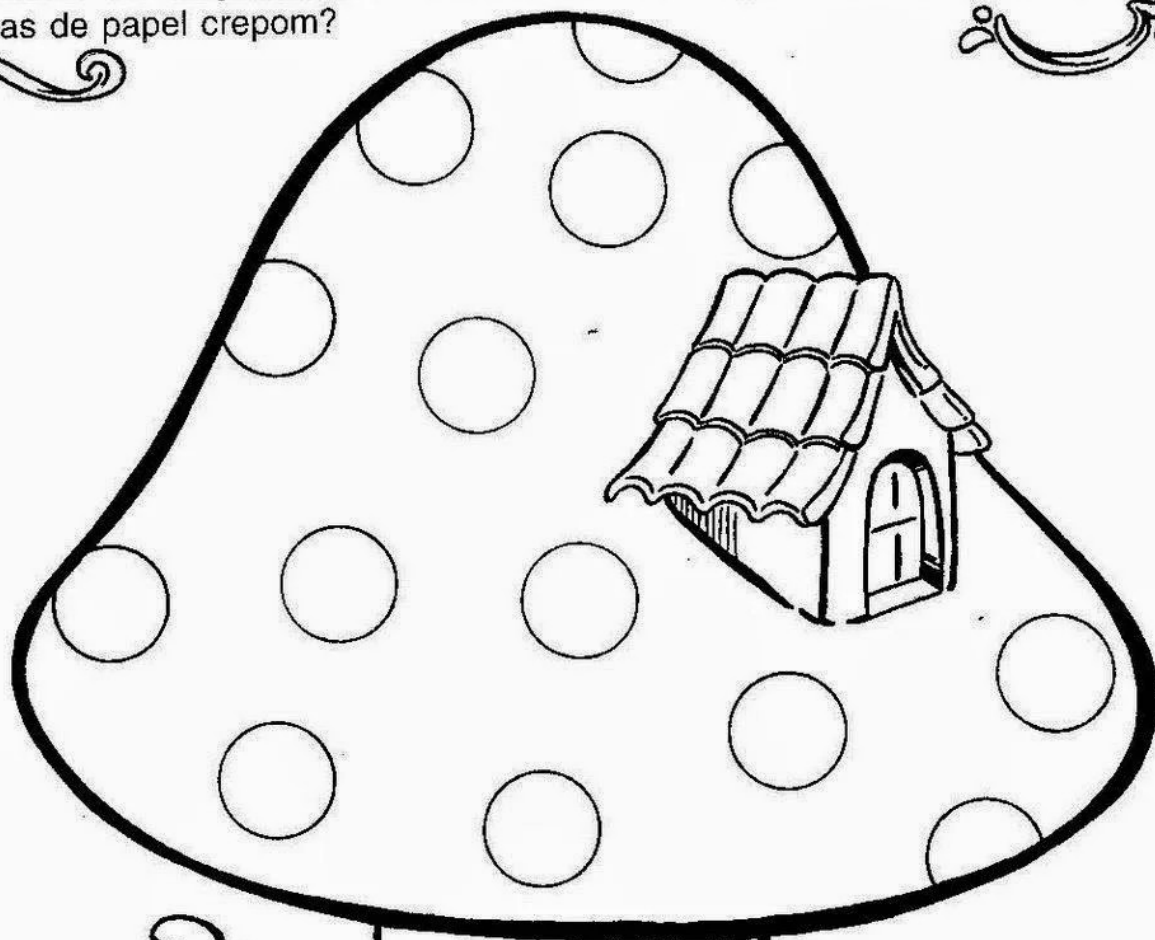
	Q
	C
<input type="text"/>	M
ÃO	

	N
	L
<input type="text"/>	T
EÃO	

	B
	S
<input type="text"/>	M
ALA	



Os duendes são seres fantásticos que vivem em jardins encantados
debaixo dos cogumelos... Vamos **enfeitar** o cogumelo colando nele boli-
nhas de papel crepom?







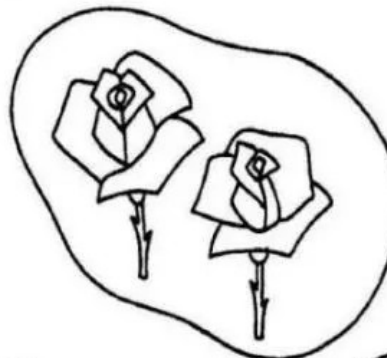
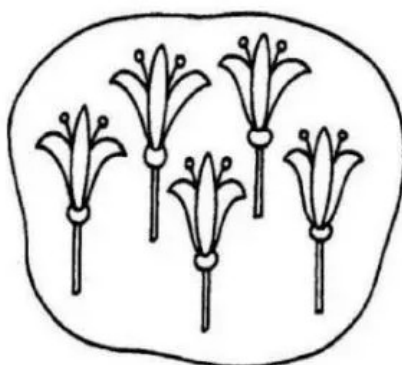
ESCOLA: _____

NOME: _____

ABRIL
2020

ATIVIDADES

➤ VOCÊ É MESMO SENSACIONAL! MARIA ESTÁ COM DÚVIDA. QUAL A CAIXA QUE TEM MAIS FRUTAS, CONTE-A E FAÇA UM X.



FÁCIL DEMAIS!

O DIDI ESTÁ GUARDANDO AS FIGURAS QUE SE INICIAM COM A LETRA D NA MOCHILA. COMPLETE AS PALAVRAS ABAIXO COM AS LETRAS QUE FALTAM.




DADO




DENTE



DRAGÃO



DINOSSAURO



A

O




E

N

T

E




R

A

G

Ã

O



I

N

O

S

S

A

U






R

O



QUE MOLEZA!

 NO QUADRO ABAIXO, VOCÊ VÊ DESENHOS, NÚMEROS E LETRAS.

A	1		4	
F		3	D	2
B		5		U

 ESCREVA, NOS QUADRINHOS, SOMENTE AS LETRAS.


--	--	--	--	--

 AGORA, ESCREVA A PRIMEIRA LETRA DO SEU NOME.



QUAL É O ANIMAL?

LIGUE OS PONTOS E DESCUBRA UM ANIMAL ESCONDIDO. DEPOIS, PINTE-O COM CAPRICO!




AGORA, COMPLETE O NOME DO ANIMAL COM AS LETRAS QUE FALTAM.





B	A	L	E	I	A
	A				

PARA CASA

NOME: _____

DATA: ___/___/___

 PINTE OS CÍRCULOS DE ACORDO COM O NÚMERO DE LETRAS DAS PALAVRAS. DEPOIS, MARQUE O NÚMERO QUE REPRESENTA A QUANTIDADE DE LETRAS.

 UVA	<input type="checkbox"/> <input type="checkbox"/> <input type="checkbox"/> <input type="checkbox"/> <input type="checkbox"/> <input type="checkbox"/>	<input type="radio"/> 1 <input type="radio"/> 2 <input type="radio"/> 3
 URSO	<input type="checkbox"/> <input type="checkbox"/> <input type="checkbox"/> <input type="checkbox"/> <input type="checkbox"/> <input type="checkbox"/>	<input type="radio"/> 3 <input type="radio"/> 4 <input type="radio"/> 5
 UNHA	<input type="checkbox"/> <input type="checkbox"/> <input type="checkbox"/> <input type="checkbox"/> <input type="checkbox"/> <input type="checkbox"/>	<input type="radio"/> 4 <input type="radio"/> 5 <input type="radio"/> 6
 URUBU	<input type="checkbox"/> <input type="checkbox"/> <input type="checkbox"/> <input type="checkbox"/> <input type="checkbox"/> <input type="checkbox"/>	<input type="radio"/> 4 <input type="radio"/> 5 <input type="radio"/> 6



MINHA ATIVIDADE


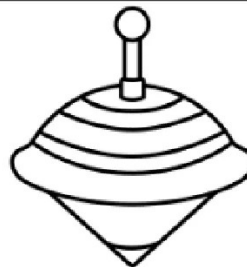
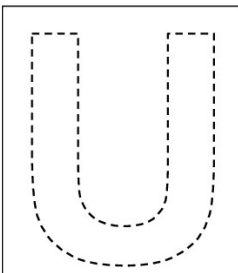
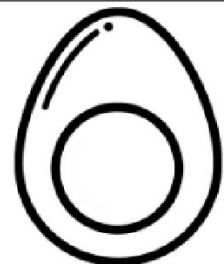

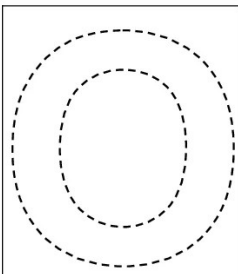



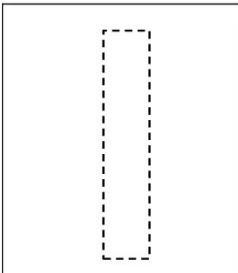

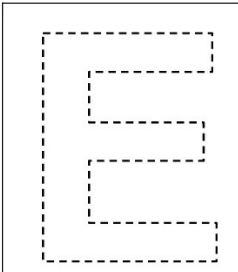


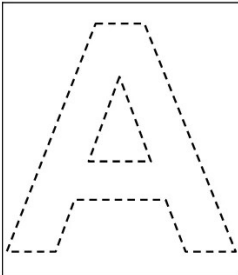


NOME: _____

DATA: ___/___/___

Tudo Sala de Aula

1. PINTE O DESENHO QUE COMEÇA COM A VOGAL INDICADA E A CUBRA.




VAMOS COMPLETAR

COMPLETE AS PALAVRAS COM A LETRA C E, DEPOIS, FALE O NOME DAS FIGURAS.



__OLA



__AMELO




__ANETA




__ASA



__OPO



__AJU




__AIXA



__ANE__A



__ADEADO

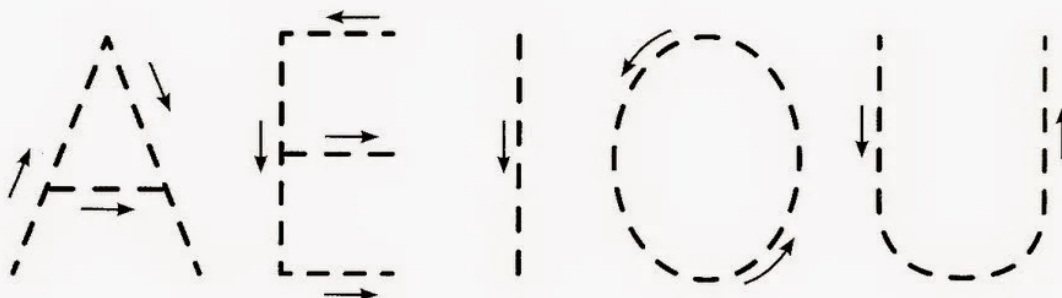


__O__O




MOSTRE QUE APRENDEU


CUBRA AS LETRAS E ESCREVA-AS ABAIXO.




ESCREVA, NAS FLORES, A LETRA QUE TERMINA O NOME DE CADA DESENHO.




PIANO




BOIA




URUBU




ABACAXI



ABACATE



UVA



MACACO





NOME: _____


DATA: _____


www.mestredosaber.com.br

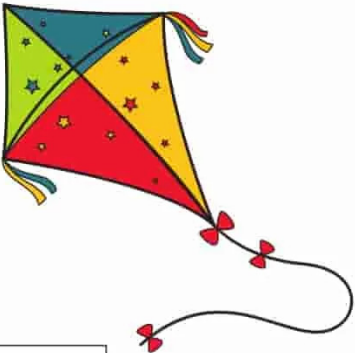
PINTE A LETRA INICIAL E COMPLETE A PALAVRA.

	B	
	F	
	M	
<input type="text"/>	ALA	M

	F	
	M	
	V	
<input type="text"/>	ACA	V


	M	
	F	
	L	
<input type="text"/>	OTO	L


	P	
	S	
	F	
<input type="text"/>	INO	F

	B	
	Z	
	P	
<input type="text"/>	IPA	P

	L	
	F	
	M	
<input type="text"/>	AÇOM	M

BOLHAS DE SABÃO

 PINTE DE AZUL AS BOLHAS COM LETRAS E DE AMARELO, AS BOLHAS COM NUMERAIS.



NOME: _____

DATA: _____

www.mestredosaber.com.br

LEIA E NUMERE



1

2

3

4

5



6

7

8

9

10

LEIA E NUMERE AS PALAVRAS ABAIXO SEGUINDO A LEGENDA ACIMA.

BONECA

SACOLA

CABIDE

TAMBOR

ABACAXI

PIRULITO


XÍCARA

GIRAFA

CAVALO

MACACO

ALFABETO INDIVIDUAL

 PINTE AS LETRAS E AS FIGURAS DO ALFABETO, RECORTE-AS E GUARDE-AS DENTRO DE UM ENVELOPE.




A



AVIÃO

B



BALEIA

C




CASA

D



DADO

E



ELEFANTE

F




FOCA

G



GALO

H



HIPOPÓTAMO

I



ÍNDIO

EDUCADOR(A)




Peça às crianças que recortem, em casa, letras de jornais ou revistas e formem o alfabeto no caderno. Depois, peça a cada criança que mostre a primeira letra do nome dela.

NOME: _____

DATA: _____

www.mestredosaber.com.br

LEIA E NUMERE



1

2

3

4

5



6

7

8

9

10

LEIA E NUMERE AS PALAVRAS ABAIXO SEGUINDO A LEGENDA ACIMA.

ELEFANTE

ROBÔ

URSO

DINOSSAURO

SINO

COPO

ABELHA

PALHAÇO

ÓCULOS

VACA


EDUCAÇÃO

Atividades para Ed. Infantil Pareamento


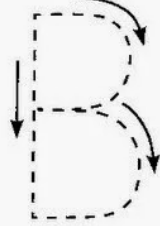

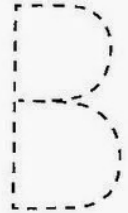




Observe os animais e ligue os correspondentes:



AGORA É A SUA VEZ!

 DIGA O NOME DAS FIGURAS EM VOZ ALTA. DEPOIS, CUBRA A LETRA B E ESCREVA-A.



	BOI		_____
	BOLA		_____
	BOTA		_____
	BULE		_____

A VOGAL A

 **VAMOS CANTAR?**


ESTA É A VOGAL A,
DE ARANHA E ABELHINHA.
VOCÊ SEMPRE A ENCONTRA
EM MUITAS PALAVRINHAS!

(Música: *Ciranda, cirandinha* – Faixa 8 no CD)

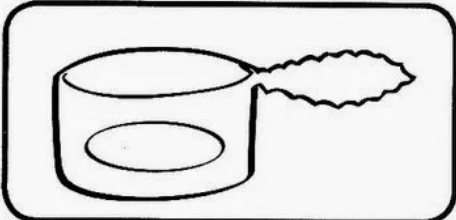
Gerusa Rodrigues Pinto



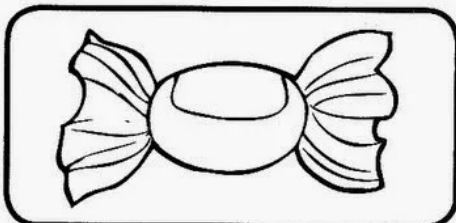
 **PINTE DE AZUL A LETRA A QUE VOCÊ ENCONTRAR NAS PALAVRAS
ABAIXO.**



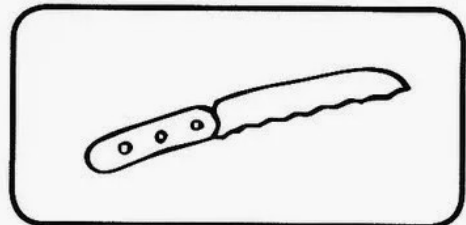
BOCA




LATA




BALA



FACA



VACA



MALA

A VOGAL A

 **VAMOS CANTAR?**

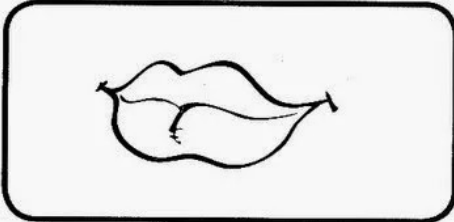
ESTA É A VOGAL A,
DE ARANHA E ABELHINHA.
VOCÊ SEMPRE A ENCONTRA
EM MUITAS PALAVRINHAS!

(Música: *Ciranda, cirandinha* – Faixa 8 no CD)

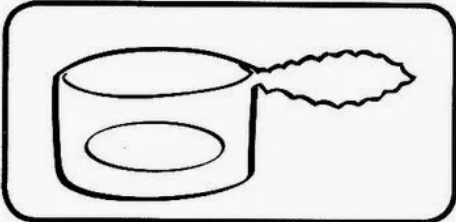
Gerusa Rodrigues Pinto



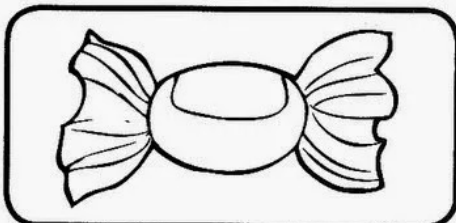
 **PINTE DE AZUL A LETRA A QUE VOCÊ ENCONTRAR NAS PALAVRAS ABAIXO.**



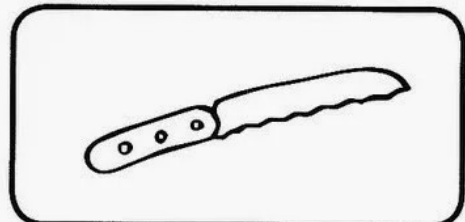
BOCA




LATA




BALA



FACA



VACA



MALA



Nome: _____

Data: ___/___/___

ATIVIDADE PARA EDUCAÇÃO INFANTIL


Conte os itens e escreva as quantidades nos quadrados



QUAL É O ANIMAL?

LIGUE OS PONTOS E DESCUBRA UM ANIMAL ESCONDIDO. DEPOIS, PINTE-O COM CAPRICO!

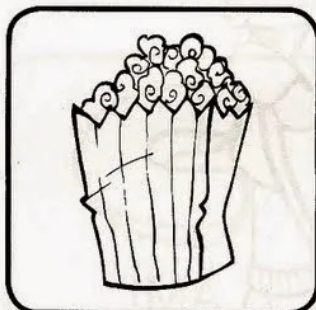


AGORA, COMPLETE O NOME DO ANIMAL COM AS LETRAS QUE FALTAM.

B	A	L	E	I	A
	A				

LETRA ESCONDIDA


VEJA O QUE ACONTECEU! ESCONDERAM A LETRA "O" NAS PALAVRAS ABAIXO. VAMOS ENCONTRÁ-LA?



PIPOCA



BONECA



TOMATE



BOLO


NOME: _____

DATA: _____

www.mestredosaber.com.br

AS VOGAIS

ESCREVA A LETRA INICIAL DO NOME DE CADA DESENHO.

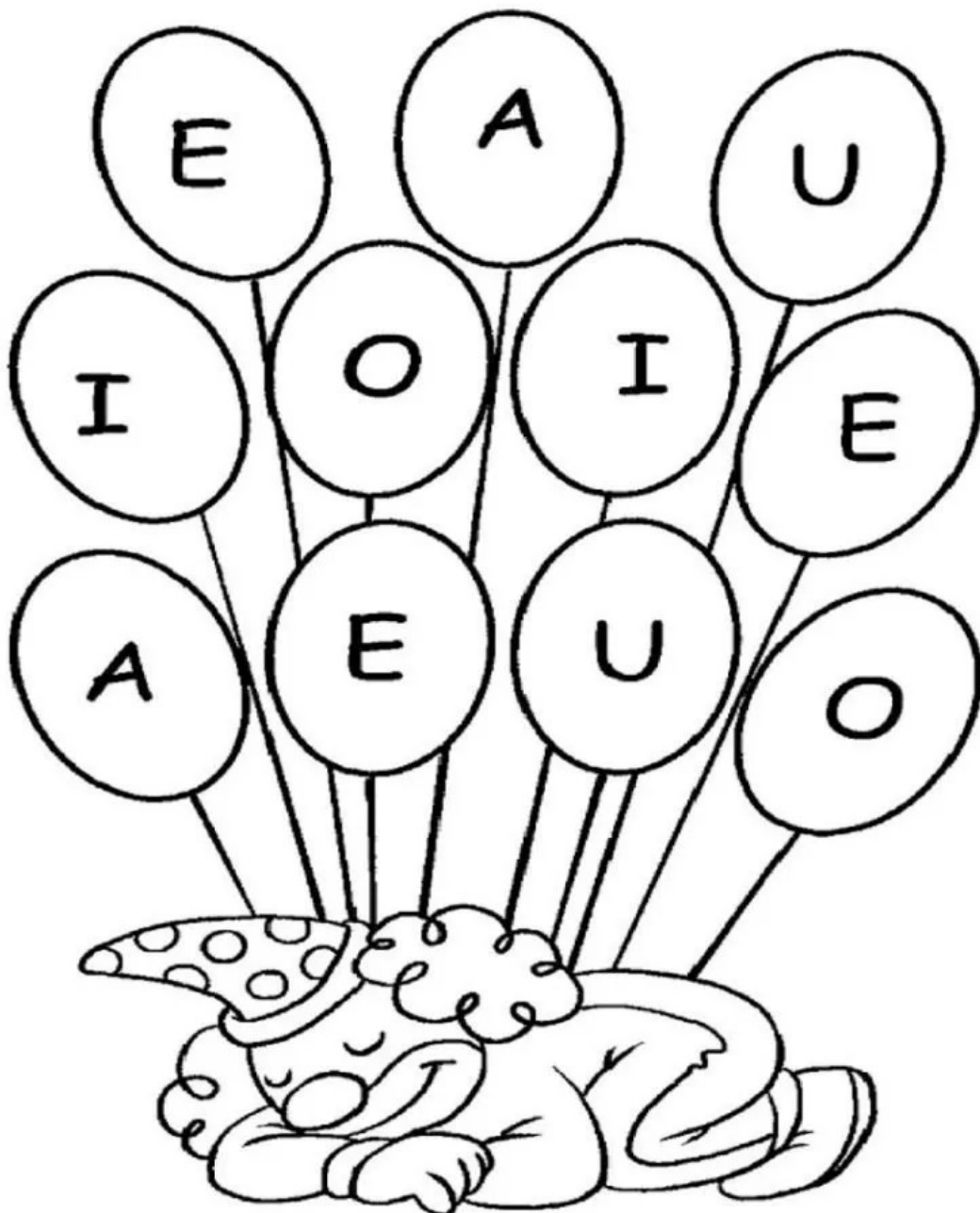


ESCOLA:

NOME:

ATIVIDADES

- VOCÊ É INTELIGENTE! VEJA CUIDADOSAMENTE AS LETRAS E PINTE SOMENTE AS VOGAIS ESTUDADAS.




ESCOLA:

NOME:

ATIVIDADES

❖ VOCÊ É DEMAIS! CIRCULE OS ANIMAIS SELVAGENS.








❖ DOCINHO DA TIA! MARQUE UM X NA QUANTIDADE DE ANIMAIS SELVAGENS QUE VOCÊ PINTOU:

1	2	3	4	5
---	---	---	---	---

QUE MOLEZA!

 NO QUADRO ABAIXO, VOCÊ VÊ DESENHOS, NÚMEROS E LETRAS.

A	1		4	
F		3	D	2
B		5		U

 ESCREVA, NOS QUADRINHOS, SOMENTE AS LETRAS.

--	--	--	--	--

 AGORA, ESCREVA A PRIMEIRA LETRA DO SEU NOME.






Nome: _____

Data: __/__/__

ATIVIDADE PARA EDUCAÇÃO INFANTIL

Resolva a divisão de cada flor para pinta-las








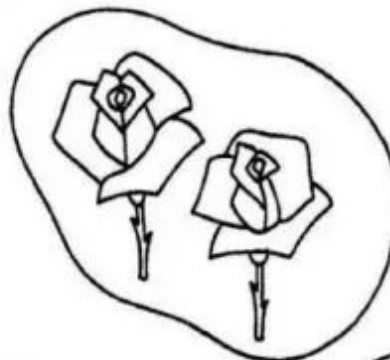
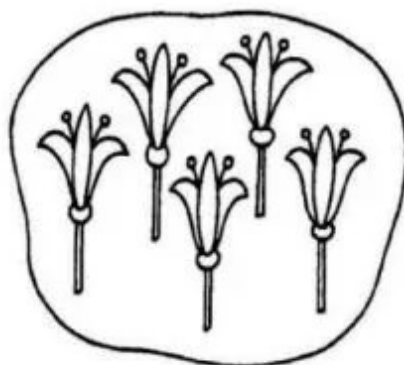
ESCOLA: _____

NOME: _____

ABRIL
2020

ATIVIDADES

➤ VOCÊ É MESMO SENSACIONAL! MARIA ESTÁ COM DÚVIDA. QUAL A CAIXA QUE TEM MAIS FRUTAS, CONTE-A E FAÇA UM X.



Nome: _____

Data: ___/___/___

ATIVIDADE PARA EDUCAÇÃO INFANTIL

Conte as figuras iguais e escreva as quantidades nos

quadrados



Nome: _____

Data: __/__/__

ATIVIDADE PARA EDUCAÇÃO INFANTIL

Pratique o Alfabeto

A B C D E F G

H I J K L M

N O P Q R S T

U V W X Y Z

Nome: _____

Data: __/__/__

ATIVIDADE PARA EDUCAÇÃO INFANTIL

Conte as figuras iguais e escreva as quantidades nos

quadrados



Nome: _____

Data: __/__/__

ATIVIDADE PARA EDUCAÇÃO INFANTIL

Pratique o Alfabeto

A B C D E F G

H I J K L M

N O P Q R S T

U V W X Y Z

Nome: _____

Data: ___/___/___

ATIVIDADE PARA EDUCAÇÃO INFANTIL

Conte as figuras iguais e escreva as quantidades nos

quadrados



Nome: _____

Data: __/__/__

ATIVIDADE PARA EDUCAÇÃO INFANTIL

Pratique o Alfabeto

A B C D E F G

H I J K L M

N O P Q R S T

U V W X Y Z